

Looking Back to Look Forward: Implications of Trump's Immigration Policy

Jacob Thompson, Master of Public Policy Program, Michigan State University

Immigration Policy in Context

Policy Codifies Biases over the Long-Term

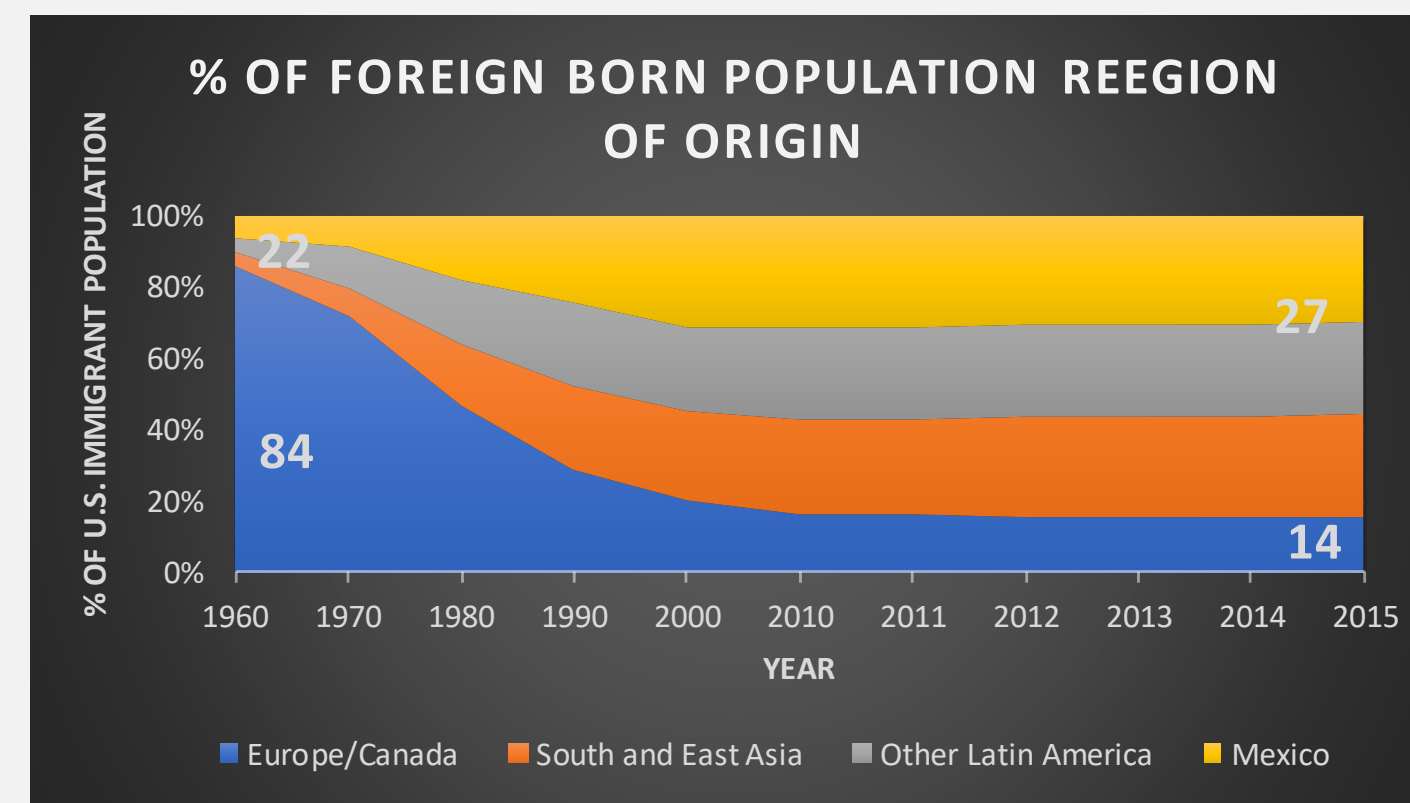
U.S. immigration policy reveals the racial sentiments of policymakers of the time.

Landmark legislation has substantial impacts on the racial and ethnic makeup of the U.S. for decades

- 1924**
 - Established a national origin quota system.
 - Quotas designed "to preserve the ideal of American homogeneity."
 - Abolished the national origins quota after 41 years.
- 1965**
 - Prioritized "Family Reunification" preference.
 - Drastically changed the ethnicity of the U.S. immigrant population.

POLICY IMPACTS ON U.S. POPULATION

- 1924 national origin quotas contributed to suppressing U.S. immigration totals; 1965 policy reversal led to an explosion in the number of immigrants
- The 1924 quota system ensured that a wide majority of immigrants continued to hail from Europe.
- Since 1965, the share of immigrants of European origin has fallen 83%
- Asians, Hispanics, and others have fueled steady immigration growth.




U.S. Immigration Today

Current System

New LPR characteristics

1,183,505

Total # of immigrants admitted 2016



68%

% of immigrants admitted as family members of U.S. citizens or LPR

Diversity Visa Lottery System

The diversity visa is the only chance much of the world has to try to immigrate to the US

<1%

Less than 1% of total applicants are selected to receive a visa

Refugee Resettlement Program

The U.S. Refugee Resettlement Program was formally established in 1980.

110,000


Previous refugee admission ceiling

Policy Proposals


Restricting Family Based Immigration



Elimination of the Diversity Visa Lottery



Reducing Allowable # of Refugees for Resettlement



Consequences

238,087

Number of family-sponsored immigrant admissions in 2016. Including adult children, siblings, and parents.

0

Reduced to zero

49,865

Diversity Visa Immigrants in 2016

0

Reduced to zero

Each year, the annual refugee admission ceiling is determined by the President in consultation with Congress.

45,000

Trump's current refugee admission ceiling is the lowest in history

Conclusions

41%

Reduction in legal immigration anticipated within the **first year**

50%

Reduction in legal immigration anticipated over **10 years**

President Trump's Immigration proposals, similar to the 1924 law, have the explicit purpose of limiting immigrants and restricting the growth of non-white immigrant populations in the U.S.

Significant immigration reform doesn't occur often and policies impact the U.S. for generations.

Immigration Legislation & Policies Have Consequences. Trump's Current Proposals Are No Exception.

